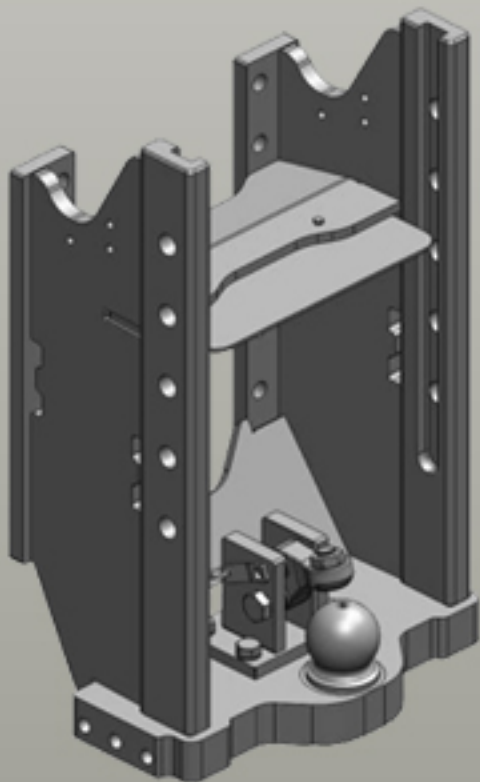
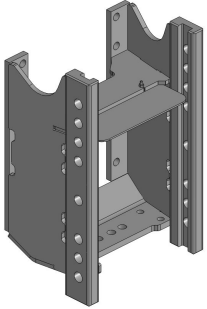

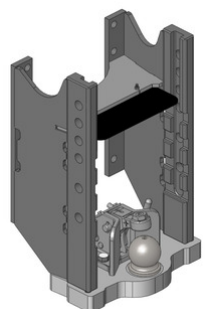

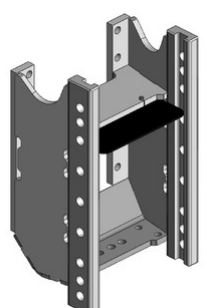

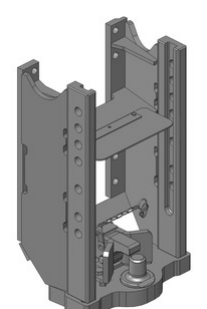

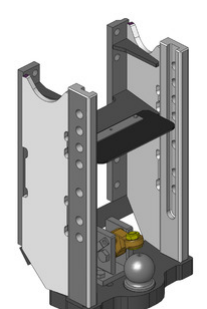





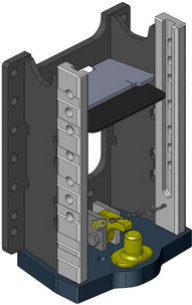

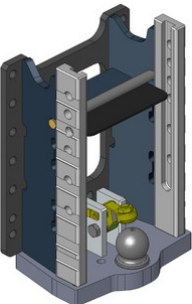

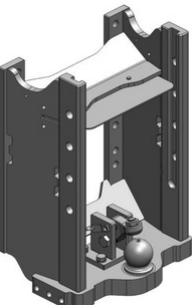

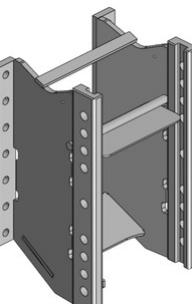

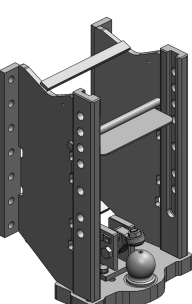

Ladder Hitches Same







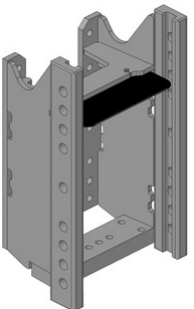

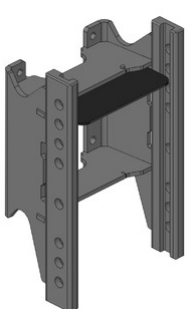

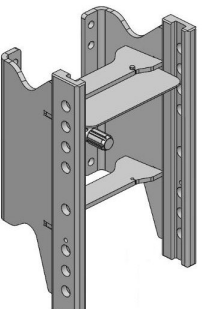

Ladder Hitches

	<p>Art.Nr. 00.109.02.0-A02 Ladder Hitches Standard Assembly Dimension Scharmüller S32 (330/25/32)</p> <p>Alternative color </p> <p>00.109.02.0-A02 (Black)</p> <p>Technical Values*</p> <p>Max. Permissible D-Value (kN): 89,3 Max. Permissible Vertical Load (kg): 2500</p> <p>Adapted for Tractor</p> <p>Deutz-Fahr: Agrottron 4.70-6.45 (MK1): 4.70, 4.80, 4.85, 4.90, 4.95, 6.00, 6.01; Agrottron 80-165 (MK2/MK3): 100, 105, 80, 85, 90; Agrottron 80-180.7: 100, 105, 80, 85, 90; Agrottron K: 100, 110, 120, 410, 420, 430, 610, 90; Agrottron Serie 6 (Tier 4): 6140, 6150, 6160, 6180, 6190; Agrottron Serie 6 TTV (Tier 4): 6140; Agrottron Serie 6.4 (Tier 4): 6120.4, 6130.4, 6140.4, 6150.4, 6160.4; Agrottron Serie 6.4 TTV (Tier 4): 6120.4, 6130.4, 6140.4; Agrottron TTV: 410, 420, 430; R6: 100, 110, 115, 120, 125; R6 T4i: 6.120.4, 6.130.4, 6.140.4, 6.150.4, 6.160.4, 6.170.4, 6.180.4, 6.190.4; Geotrac: 114ep, 124, 134ep; Fortis: 120.4, 130.4, 140, 140.4, 150, 150.4, 160, 160.4, 180, 190; Iron: 100, 110, 115, 120, 125;</p> <p>Lamborghini: Lindner: Same:</p>
	<p>Art.Nr. 00.109.80.0-A02 Ladder Hitches Standard K80® Ball Coupling System Assembly Dimension Scharmüller S32 (330/25/32)</p> <p>Alternative color </p> <p>00.109.80.0-A02 (Black)</p> <p>Technical Values*</p> <p>Locking: K80® Manual Max. Permissible D-Value (kN): 93,6 Max. Permissible Vertical Load (kg): 3500</p> <p>Adapted for Tractor</p> <p>Deutz-Fahr: Agrottron 4.70-6.45 (MK1): 4.70, 4.80, 4.85, 4.90, 4.95, 6.00, 6.01; Agrottron 80-165 (MK2/MK3): 100, 105, 80, 85, 90; Agrottron 80-180.7: 100, 105, 80, 85, 90; Agrottron K: 100, 110, 120, 410, 420, 430, 610, 90; Agrottron Serie 6 (Tier 4): 6140, 6150, 6160, 6180, 6190; Agrottron Serie 6 TTV (Tier 4): 6140; Agrottron Serie 6.4 (Tier 4): 6120.4, 6130.4, 6140.4, 6150.4, 6160.4; Agrottron Serie 6.4 TTV (Tier 4): 6120.4, 6130.4, 6140.4; Agrottron TTV: 410, 420, 430; R6: 100, 110, 115, 120, 125; R6 T4i: 6.120.4, 6.130.4, 6.140.4, 6.150.4, 6.160.4, 6.170.4, 6.180.4, 6.190.4; Geotrac: 114ep, 124, 134ep; Fortis: 120.4, 130.4, 140, 140.4, 150, 150.4, 160, 160.4, 180, 190; Iron: 100, 110, 115, 120, 125;</p> <p>Lamborghini: Lindner: Same:</p>
	<p>Art.Nr. 00.110.03.1-A02 Ladder Hitches Standard Assembly Dimension Scharmüller S32 (330/25/32)</p> <p>Alternative color </p> <p>00.110.03.1-A02 (Black)</p> <p>Technical Values*</p> <p>Max. Permissible D-Value (kN): 89,3 Max. Permissible Vertical Load (kg): 2500</p> <p>Adapted for Tractor</p> <p>Case IH: CS: 110, 120, 130, 150; CVX: 1135, 1140, 1145, 1150, 1155, 1170, 1175, 1190, 1195, 120, 130, 140, 150, 160, 170, 175, 190, 195; Deutz-Fahr: Agrottron 4.70-6.45 (MK1): 6.05, 6.15, 6.20, 6.30, 6.45; Agrottron 80-165 (MK2/MK3): 106, 110, 115, 120, 130, 135, 140, 150, 155, 165; Agrottron 80-180.7: 106, 108, 110, 115, 118, 120, 128, 130, 135, 150, 150.7, 165.7, 180.7; Agrottron M: 410, 420, 600, 610, 615, 620, 625, 640, 650; Agrottron TTV: 630; Trac: 100, 130, 150, 160, 180, 200; Doppstadt: XL: 130, 140, 150, 150.7, 160, 165.7, 175, 180.7, 185; Hürlimann: R6: 130, 140, 150, 150.7, 160, 165.7, 175, 180.7, 185; Lamborghini: R6: 130, 140, 150, 150.7, 160, 165.7, 175, 180.7, 185; New Holland: T7500: 7510, 7520, 7530, 7540, 7550; TWT: 135, 145, 155, 170, 190, 195; Same: Iron: 130, 140, 150, 150.7, 160, 165.7, 175, 180.7, 185; Steyr: 9100: 9105, 9115, 9125, 9145; CVT: 120, 130, 150, 170, 195, 6140, 6145, 6150, 6155, 6160, 6170, 6175, 6190, 6195; Terrion: ATM 4000: 4140, 4160, 4180;</p>
	<p>Art.Nr. 00.110.75.1-A02 Ladder Hitches Standard Draw-Pin (Pitonfix) Assembly Dimension Scharmüller S32 (330/25/32)</p> <p>Alternative color </p> <p>00.110.75.1-A02 (Black)</p> <p>Technical Values*</p> <p>Locking: Draw Pin (Pitonfix) Manual Max. Permissible D-Value (kN): 84,1 Max. Permissible Vertical Load (kg): 3000</p> <p>Adapted for Tractor</p> <p>Case IH: CS: 110, 120, 130, 150; CVX: 1135, 1140, 1145, 1150, 1155, 1170, 1175, 1190, 1195, 120, 130, 140, 150, 160, 170, 175, 190, 195; Deutz-Fahr: Agrottron 4.70-6.45 (MK1): 6.05, 6.15, 6.20, 6.30, 6.45; Agrottron 80-165 (MK2/MK3): 106, 110, 115, 120, 130, 135, 140, 150, 155, 165; Agrottron 80-180.7: 106, 108, 110, 115, 118, 120, 128, 130, 135, 150, 150.7, 165.7, 180.7; Agrottron M: 410, 420, 600, 610, 615, 620, 625, 640, 650; Hürlimann: XL: 130, 140, 150, 150.7, 160, 165.7, 175, 180.7, 185; Lamborghini: R6: 130, 140, 150, 150.7, 160, 165.7, 175, 180.7, 185; New Holland: T7500: 7510, 7520, 7530, 7540, 7550; TWT: 135, 145, 155, 170, 190, 195; Same: Iron: 130, 140, 150, 150.7, 160, 165.7, 175, 180.7, 185; Steyr: 9100: 9105, 9115, 9125, 9145; CVT: 120, 130, 150, 170, 195, 6140, 6145, 6150, 6155, 6160, 6170, 6175, 6190, 6195; Terrion: ATM 4000: 4140, 4160, 4180;</p>
	<p>Art.Nr. 00.110.84.4-A02 Ladder Hitches Standard K80® Ball Coupling System Assembly Dimension Scharmüller S32 (330/25/32)</p> <p>• 4t Vertical Load possible with single Homologation</p> <p>Alternative color </p> <p>00.110.84.4-A02 (Black)</p> <p>Technical Values*</p> <p>Locking: K80® Manual Max. Permissible D-Value (kN): 93,6 Max. Permissible Vertical Load (kg): 3500</p> <p>Adapted for Tractor</p> <p>Case IH: CS: 110, 120, 130, 150; CVX: 1135, 1140, 1145, 1150, 1155, 1170, 1175, 1190, 1195, 120, 130, 140, 150, 160, 170, 175, 190, 195; Deutz-Fahr: Agrottron 4.70-6.45 (MK1): 6.05, 6.15, 6.20, 6.30, 6.45; Agrottron 80-165 (MK2/MK3): 106, 110, 115, 120, 130, 135, 140, 150, 155, 165; Agrottron 80-180.7: 106, 108, 110, 115, 118, 120, 128, 130, 135, 150, 150.7, 165.7, 180.7; Agrottron M: 410, 420, 600, 610, 615, 620, 625, 640, 650; Agrottron TTV: 630; Trac: 100, 130, 150, 160, 180, 200; Doppstadt: XL: 130, 140, 150, 150.7, 160, 165.7, 175, 180.7, 185; Hürlimann: R6: 130, 140, 150, 150.7, 160, 165.7, 175, 180.7, 185; Lamborghini: R6: 130, 140, 150, 150.7, 160, 165.7, 175, 180.7, 185; New Holland: T7500: 7510, 7520, 7530, 7540, 7550; TWT: 135, 145, 155, 170, 190, 195; Same: Iron: 130, 140, 150, 150.7, 160, 165.7, 175, 180.7, 185; Steyr: 9100: 9105, 9115, 9125, 9145; CVT: 120, 130, 150, 170, 195, 6140, 6145, 6150, 6155, 6160, 6170, 6175, 6190, 6195; Terrion: ATM 4000: 4140, 4160, 4180;</p>





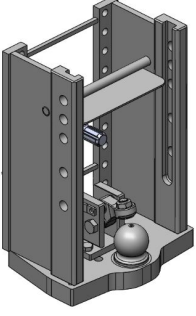

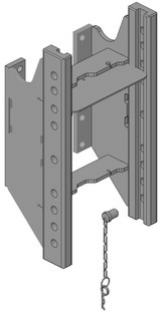

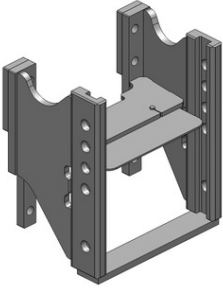

Ladder Hitches

	<p>Art.Nr. 00.120.60.0-A02 Ladder Hitches Standard Draw-Pin (Pitonfix) Assembly Dimension Scharmüller S32 (330/25/32)</p> <p>Alternative color </p> <p>00.120.60.0-A02 (Black)</p> <p>Technical Values*</p> <p>Locking: Draw Pin (Pitonfix) Manual Max. Permissible D-Value (kN): 84,1 Max. Permissible Vertical Load (kg): 3000</p> <p>Adapted for Tractor</p> <p>Deutz-Fahr: Agrotron 160-280: 210, 215, 230, 235, 260, 265, 280; Agrotron 175-260 (MK2/MK3): 205, 230, 260; Agrotron X: 710, 720; Lamborghini: R8: 215, 230, 265, 270; Victory: 230, 260; Victory Plus: 230, 260; Same: Diamond: 215, 230, 260, 265, 270; Diamond II: 230, 260; Terrion: ATM 5000: 5220, 5250, 5280; Valtra: S-Serie: 230, 240, 260, 280;</p>
	<p>Art.Nr. 00.120.80.0-A02 Ladder Hitches Standard K80® Ball Coupling System Assembly Dimension Scharmüller S32 (330/25/32)</p> <p>• 4t Vertical Load possible with single Homologation</p> <p>Alternative color </p> <p>00.120.80.0-A02 (Black)</p> <p>Technical Values*</p> <p>Locking: K80® Manual Max. Permissible D-Value (kN): 93,3 Max. Permissible Vertical Load (kg): 3500</p> <p>Adapted for Tractor</p> <p>Deutz-Fahr: Agrotron 160-280: 210, 215, 230, 235, 260, 265, 280; Agrotron 175-260 (MK2/MK3): 205, 230, 260; Agrotron X: 710, 720; Lamborghini: R8: 215, 230, 265, 270; Victory: 230, 260; Victory Plus: 230, 260; Same: Diamond: 215, 230, 260, 265, 270; Diamond II: 230, 260; Terrion: ATM 5000: 5220, 5250, 5280; Valtra: S-Serie: 230, 240, 260, 280;</p>
	<p>Art.Nr. 00.120.890.0-A02 Ladder Hitches Standard K80® Ball Coupling System Assembly Dimension Scharmüller S32 (390/25/32)</p> <p>Alternative color </p> <p>00.120.890.0-A02 (Black)</p> <p>Technical Values*</p> <p>Locking: K80® Manual Max. Permissible D-Value (kN): 102,4 Max. Permissible Vertical Load (kg): 4000</p> <p>Adapted for Tractor</p> <p>Deutz-Fahr: Agrotron Serie 7 TTV: 7230, 7250; Fendt: Favorit 800: 816, 818, 822, 824; Favorit-Vario 900: 916, 920, 924, 926; Lamborghini: R6 T4i VRT: 230, 250; Same: X Continuo: 230, 250;</p>
	<p>Art.Nr. 00.122.00.1-A02 Ladder Hitches Standard Assembly Dimension Scharmüller S32 (330/25/32)</p> <p>Alternative color </p> <p>00.122.00.1-A02 (Black)</p> <p>Technical Values*</p> <p>Max. Permissible D-Value (kN): 82,4 Max. Permissible Vertical Load (kg): 2000</p> <p>Adapted for Tractor</p> <p>Deutz-Fahr: Agrotron Serie 6 TTV (Tier 4): 6160, 6180, 6190; Agrotron Serie 6.4 TTV (Tier 4): 6150.4, 6160.4; Agrotron TTV: 1130, 1145, 1160, 610, 620; Lamborghini: R6 VRT: 150, 150.7, 165.7, 170, 190; Same: Iron Continuo: 150, 150.7, 165.7, 170, 190;</p>
	<p>Art.Nr. 00.122.80.0-A02 Ladder Hitches Standard K80® Ball Coupling System Assembly Dimension Scharmüller S32 (330/25/32)</p> <p>Alternative color </p> <p>00.122.80.0-A02 (Black)</p> <p>Technical Values*</p> <p>Locking: K80® Manual Max. Permissible D-Value (kN): 82,4 Max. Permissible Vertical Load (kg): 4000</p> <p>Adapted for Tractor</p> <p>Deutz-Fahr: Agrotron Serie 6 TTV (Tier 4): 6160, 6180, 6190; Agrotron Serie 6.4 TTV (Tier 4): 6150.4, 6160.4; Agrotron TTV: 1130, 1145, 1160, 610, 620; Lamborghini: R6 VRT: 150, 150.7, 165.7, 170, 190; Same: Iron Continuo: 150, 150.7, 165.7, 170, 190;</p>

Ladder Hitches

	<p>Art.Nr. 00.232.02.2-A12 Ladder Hitches Standard Assembly Dimension Scharmüller S32 (330/25/32)</p> <p>Alternative color </p> <p>00.232.02.2-A12 (Same Blueblack)</p> <p>Technical Values*</p> <p>Max. Permissible D-Value (kN): 63 Max. Permissible Vertical Load (kg): 2000</p> <p>Adapted for Tractor</p> <p>Deutz-Fahr: Agrofarm: 410, 85; Hürlimann: H: 356, 358, 466, 468; Prestige: 358, 468; Prestige Tradition: 75; XB: 75T, 75TB, 85TB; Lamborghini: Grand Prix: 674-70; Grand Prix Target: 75; R: 674, 674-70; R3: 75T, 75TB, 85TB; R3 EVO: 85, 90; Same: Explorer Classic: 75; Explorer²: 60, 70; Explorer³: 85; Explorer⁴: 55, 60, 65, 70, 75T, 75TB, 85TB;</p>
	<p>Art.Nr. 00.232.04.0-A12 Ladder Hitches Standard Assembly Dimension Scharmüller S32 (330/25/32)</p> <p>Alternative color </p> <p>00.232.04.0-A12 (Same Blueblack)</p> <p>Technical Values*</p> <p>Max. Permissible D-Value (kN): 63 Max. Permissible Vertical Load (kg): 2000</p> <p>Adapted for Tractor</p> <p>Deutz-Fahr: Agrofarm, Agrofarm DT E3, Agrofarm GS DT E3, Agrofarm ProfiLine DT E3, Serie 5 (Tier 4), Serie 5 (Tier 4) Hürlimann: H, H-Elite, Prestige, Prestige Tradition, XB, XB DT E3, XB DT E3 GS, XB Max, XB Max DT E3, XB Max GS DT E3, XM T4i DT, XT, XT DT E3 Lamborghini: Formula, Grand Prix, Grand Prix Target, Nitro T4i, Nitro T4i DT, Premium, R, R3, R3 DT E3, R3 DT E3 GS, R3 EVO, R3 EVO DT E3, R3 EVO GS DT E3, R4, R4 DT E3, R5, Strike T4i Same: Antares, Explorer Classic, Explorer², Explorer³, Explorer³ DT E3, Explorer³ DT E3 GS, Explorer³, Silver, Silver² DT E3, Virtus DT</p>
	<p>Art.Nr. 00.232.05.0-A12 Ladder Hitches Standard Assembly Dimension Scharmüller S32 (330/25/32)</p> <p>Alternative color </p> <p>00.232.05.0-A12 (Same Blueblack)</p> <p>Technical Values*</p> <p>Max. Permissible D-Value (kN): 66 Max. Permissible Vertical Load (kg): 2000</p> <p>Adapted for Tractor</p> <p>Deutz-Fahr: Agrofarm TTV: 420, 430; Serie 5 TTV (Tier 4i): 5100, 5110, 5120, 5130; Hürlimann: XM T4i V-Drive : 100, 110, 120, 130; XT V-Drive: 100, 110; Lamborghini: Nitro T4i VRT DT: 100, 110, 120, 130; R4 VRT: 100, 110; Same: Silver³ Continuo: 100, 110;</p>
	<p>Art.Nr. 00.236.02.0-A12 Ladder Hitches Standard Assembly Dimension Scharmüller S32 (330/25/32)</p> <p>Alternative color </p> <p>00.236.02.0-A12 (Same Blueblack)</p> <p>Technical Values*</p> <p>Max. Permissible D-Value (kN): 46,5 Max. Permissible Vertical Load (kg): 1600</p> <p>Adapted for Tractor</p> <p>Deutz-Fahr: Agrolux: 57, 60, 67, 70; Agroplus 310-420: 310, 315, 320, 410, 420; Agroplus 67-100: 100, 67, 75, 77, 85, 87, 95; Serie 5D (Tier 3): 5060 D, 5070 D, 5080 D, 5085 D; Serie 5D (Tier 4i): 5090 D, 5090.4 D, 5100.4 D; Serie 5D Keyline (Tier 3B): 5070D, 5080D, 5090D, 5100D; Hürlimann: H-XA: 606, 607, 655, 656, 657, 658; H-XE: 305, 306, 307; XA: 56, 60, 66, 76, 80, 86, 90; XA MY19: 100.4, 80, 90, 90.4; XA Tradition: 56, 66, 76, 86; Lamborghini: Crono: 554-50, 564-60, 574-70; R2: 56, 60, 66, 76, 80, 86, 90; R2 Target: 56, 66, 76, 86; Spire Trend: 100, 70, 80, 90; Sprint: 654-55, 664-60, 664-65, 674-70, 674-75, 684-85; Same: Argon: 50, 60, 70; Argon Classic: 55, 70; Dorado: 100.4, 55, 56, 60, 65, 66, 70, 75, 76, 80, 85, 86, 90, 90.4; Dorado Classic: 55, 56, 65, 66, 75, 76, 85, 86; Dorado Natural: 100, 70, 80, 90;</p>
	<p>Art.Nr. 00.236.05.0-A12 Ladder Hitches Standard Assembly Dimension Scharmüller S32 (330/25/32)</p> <p>Alternative color </p> <p>00.236.05.0-A12 (Same Blueblack)</p> <p>Technical Values*</p> <p>Max. Permissible Vertical Load (kg): 2000 Max. Permissible Dc-Value (kN): 45,5 Max. Permissible V-Value (kN): 59,6</p> <p>Adapted for Tractor</p> <p>Deutz-Fahr: 5D TTV: 5090, 5090.4, 5100, 5100.4, 5110.4; 5DF TTV: 5090, 5090.4, 5100, 5105, 5115; Hürlimann: XA V-Drive: 100, 100.4, 110.4, 90, 90.4; XF V-Drive: 100, 105, 115, 90, 90.4; Lamborghini: Spire VRT: 100, 100.4, 110.4, 90, 90.4; Same: Dorado CVT: 100, 100.4, 110.4, 90, 90.4; Fruitteto CVT S/V: 100, 105, 115, 90, 90.4;</p>

Ladder Hitches

	<p>Art.Nr. 00.237.05.0-A02 Ladder Hitches Standard Assembly Dimension Cramer (309/22/30)</p> <p>Alternative color </p> <p>00.237.05.0-A02 (Black)</p> <p>Technical Values*</p> <p>Max. Permissible D-Value (kN): 59,8 Max. Permissible Vertical Load (kg): 2000</p> <p>Adapted for Tractor</p> <p>Hürlimann: H: 351, 360, 361, 361F, 361XF, 362, 372, 476F, 476XF, 491XF; XF: 100, 55, 70, 75, 80, 90; Lamborghini: F-Plus: 660, 775, 990; Plus: 100F, 55F, 70F, 75F, 90F; R: 550, 600, 660, 660F, 700, 775F; Same: Aster: 60, 70; Frutteto²: 100, 55, 60, 70, 75, 85, 90; Frutteto¹: 60, 75; Solar: 50, 60;</p>
	<p>Art.Nr. 00.239.05.0-A02 Ladder Hitches Standard Assembly Dimension KN Scharmüller (200/16/25)</p> <p>Alternative color </p> <p>00.239.05.0-A02 (Black)</p> <p>Technical Values*</p> <p>Max. Permissible D-Value (kN): 23,9 Max. Permissible Vertical Load (kg): 350</p> <p>Adapted for Tractor</p> <p>Deutz-Fahr: Agrokid: 210, 220, 230; Hürlimann: Prince: 30, 325, 35, 40, 435, 445, 50, 55; Lamborghini: R1: 30, 35, 40, 45, 50, 55; Runner: 250, 350, 450; Massey Ferguson: 2400: 2405, 2410, 2415; Same: Solaris: 25, 35, 40, 45, 50, 55;</p>
	<p>Art.Nr. 00.240.81.0-A02 Ladder Hitches Standard K80® Ball Coupling System Assembly Dimension Scharmüller S32 (330/25/32)</p> <p>Alternative color </p> <p>00.240.81.0-A02 (Black)</p> <p>Technical Values*</p> <p>Locking: K80® Manual Max. Permissible D-Value (kN): 84,1 Max. Permissible Vertical Load (kg): 3000</p> <p>Adapted for Tractor</p> <p>Deutz-Fahr: Agrotron 160-280: 160, 175, 200; Agrotron 175-260 (MK2/MK3): 175, 200; Agrotron L: 710, 720, 730; DX Agrostar: 6.71, 6.81; Hürlimann: H-SX: 1200, 1350, 1500, 1600, 1800, 2000; Master: 6165, 6190; Lamborghini: Champion: 120, 135, 150, 160, 180, 200; Premium: 1600, 1800; R7: 175S, 190S, 200, 210; Racing: 150, 165, 190; Same: Iron: 175S, 190S, 200, 210; Rubin: 120, 135, 150, 160, 180, 200; Silver: 160, 180; Titan: 145, 150, 160, 165, 190, 210;</p>
	<p>Art.Nr. 00.241.02.0-A02 Ladder Hitches Standard Assembly Dimension Cramer (309/22/30)</p> <p>Alternative color </p> <p>00.241.02.0-A02 (Black)</p> <p>Technical Values*</p> <p>Max. Permissible D-Value (kN): 45,8 Max. Permissible Vertical Load (kg): 2000</p> <p>Adapted for Tractor</p> <p>Same: Centauro: 70; Centurion: 75;</p>
	<p>Art.Nr. 00.109.10.0-A02 Ladder Hitches Short Assembly Dimension Scharmüller S32 (330/25/32)</p> <p>Alternative color </p> <p>00.109.10.0-A02 (Black)</p> <p>Technical Values*</p> <p>Max. Permissible D-Value (kN): 89,3 Max. Permissible Vertical Load (kg): 2500</p> <p>Adapted for Tractor</p> <p>Deutz-Fahr: Agrotron 4.70-6.45 (MK1): 4.70, 4.80, 4.85, 4.90, 4.95, 6.00, 6.01; Agrotron 80-165 (MK2/MK3): 100, 105, 80, 85, 90; Agrotron 80-180.7: 100, 105, 80, 85, 90; Agrotron K: 100, 110, 120, 410, 420, 430, 610, 90; Agrotron Serie 6 (Tier 4): 6140, 6150, 6160, 6180, 6190; Agrotron Serie 6 TTV (Tier 4): 6140; Agrotron Serie 6.4 (Tier 4): 6120.4, 6130.4, 6140.4, 6150.4, 6160.4; Agrotron Serie 6.4 TTV (Tier 4): 6120.4, 6130.4, 6140.4; Agrotron TTV: 410, 420, 430; R6: 100, 110, 115, 120, 125; R6 T4: 6.120.4, 6.130.4, 6.140, 6.140.4, 6.150, 6.150.4, 6.160, 6.160.4, 6.180, 6.190; Lamborghini: Geotrac: 114ep, 124, 134ep; Lindner: Fortis: 120.4, 130.4, 140, 140.4, 150, 150.4, 160, 160.4, 180, 190; Iron: 100, 110, 115, 120, 125;</p>

Ladder Hitches

	<p>Art.Nr. 00.110.15.2-A02 Ladder Hitches Short Assembly Dimension Scharmüller S32 (330/25/32)</p> <p>Alternative color </p> <p>00.110.15.2-A02 (Black)</p> <p>Technical Values*</p> <p>Max. Permissible D-Value (kN): 89,3 Max. Permissible Vertical Load (kg): 2500</p> <p>Adapted for Tractor</p> <p>Case IH: CS: 110, 120, 130, 150; CVX: 1135, 1140, 1145, 1150, 1155, 1170, 1175, 1190, 1195, 120, 130, 140, 150, 160, 170, 175, 190, 195; Deutz-Fahr: Agrottron 4.70-6.45 (MK1): 6.05, 6.15, 6.20, 6.30, 6.45; Agrottron 80-165 (MK2/MK3): 106, 110, 115, 120, 130, 135, 140, 150, 155, 165; Agrottron 80-180.7: 106, 108, 110, 115, 118, 120, 128, 130, 135, 150, 150.7, 165.7, 180.7; Agrottron M: 410, 420, 600, 610, 615, 620, 625, 640, 650; Agrottron TTV: 630; Doppstadt: Trac: 100, 130, 150, 160, 180, 200; Hürlimann: XL: 130, 140, 150, 150.7, 160, 165.7, 175, 180.7, 185; Lamborghini: R6: 130, 140, 150, 150.7, 160, 165.7, 175, 180.7, 185; New Holland: T7500: 7510, 7520, 7530, 7540, 7550; TVT: 135, 145, 155, 170, 190, 195; Same: Iron: 130, 140, 150, 150.7, 160, 165.7, 175, 180.7, 185; Steyr: 9100: 9105, 9115, 9125, 9145; CVT: 120, 130, 150, 170, 195, 6140, 6145, 6150, 6155, 6160, 6170, 6175, 6190, 6195; Terrion: ATM 4000: 4140, 4160, 4180;</p>
	<p>Art.Nr. 00.109.01.0-A02 Ladder Hitches Long Assembly Dimension Scharmüller S32 (330/25/32)</p> <p>• fits to Tractors with Power Unit PTO</p> <p>Alternative color </p> <p>00.109.01.0-A02 (Black)</p> <p>Technical Values*</p> <p>Max. Permissible D-Value (kN): 89,3 Max. Permissible Vertical Load (kg): 2500</p> <p>Adapted for Tractor</p> <p>Deutz-Fahr: Agrottron 4.70-6.45 (MK1): 4.70, 4.80, 4.85, 4.90, 4.95, 6.00, 6.01; Agrottron 80-165 (MK2/MK3): 100, 105, 80, 85, 90; Agrottron 80-180.7: 100, 105, 80, 85, 90; Agrottron K: 100, 110, 120, 410, 420, 430, 610, 90; Agrottron Serie 6 (Tier 4): 6140, 6150, 6160, 6180, 6190; Agrottron Serie 6 TTV (Tier 4): 6140; Agrottron Serie 6.4 (Tier 4): 6120.4, 6130.4, 6140.4, 6150.4, 6160.4; Agrottron Serie 6.4 TTV (Tier 4): 6120.4, 6130.4, 6140.4; Agrottron TTV: 410, 420, 430; R6: 100, 110, 115, 120, 125; R6 T4i: 6.120.4, 6.130.4, 6.140, 6.140.4, 6.150, 6.150.4, 6.160, 6.160.4, 6.180, 6.190; Lamborghini: Geotrac: 114ep, 124, 134ep; Lindner: Fortis: 120.4, 130.4, 140, 140.4, 150, 150.4, 160, 160.4, 180, 190; Iron: 100, 110, 115, 120, 125; Same:</p>
	<p>Art.Nr. 00.120.390.0-A02 Ladder Hitches Prepared for Drawbar Assembly Dimension Scharmüller S32 (390/25/32)</p> <p>Alternative color </p> <p>00.120.390.0-A02 (Black)</p> <p>Technical Values*</p> <p>Max. Permissible D-Value (kN): 97,1 Max. Permissible Vertical Load (kg): 4000</p> <p>Adapted for Tractor</p> <p>Deutz-Fahr: Agrottron Serie 7 TTV: 7230, 7250; Fendt: Favorit 800: 816, 818, 822, 824; Favorit-Vario 900: 916, 920, 924, 926; Lamborghini: R6 T4i VRT: 230, 250; Same: X Continuo: 230, 250;</p>
	<p>Art.Nr. 00.240.00.0-A02 Ladder Hitches Prepared for Drawbar Assembly Dimension Scharmüller S32 (330/25/32)</p> <p>Alternative color </p> <p>00.240.00.0-A02 (Black)</p> <p>Technical Values*</p> <p>Max. Permissible D-Value (kN): 82,4 Max. Permissible Vertical Load (kg): 2500</p> <p>Adapted for Tractor</p> <p>Deutz-Fahr: Agrottron 160-280: 160, 175, 200; Agrottron 175-260 (MK2/MK3): 175, 200; Agrottron L: 710, 720, 730; DX Agrostar: 6.71, 6.81; Hürlimann: H-SX: 1200, 1350, 1500, 1600, 1800, 2000; Master: 6165, 6190; Lamborghini: Champion: 120, 135, 150, 160, 180, 200; Premium: 1600, 1800; R7: 1755, 1905, 200, 210; Racing: 150, 165, 190; Same: Iron: 1755, 1905, 200, 210; Rubin: 120, 135, 150, 160, 180, 200; Silver: 160, 180, 200; Titan: 145, 150, 160, 165, 190, 210; Schlüter: Euro Trac: 1300, 1400, 1600, 1700, 1900, 2000;</p>