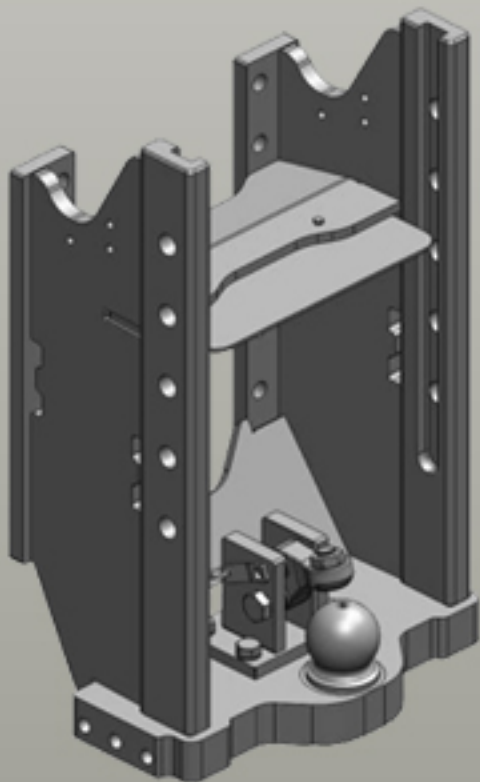
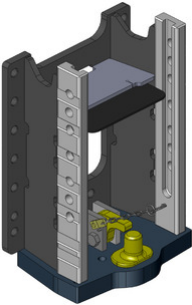
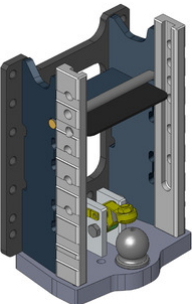

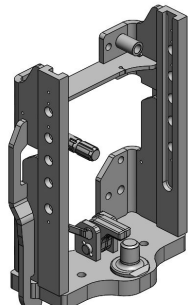

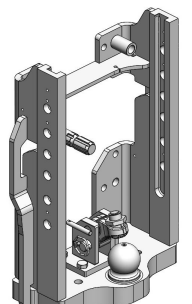

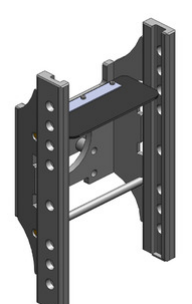








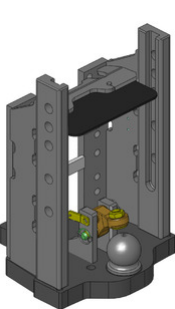
# Ladder Hitches Valtra



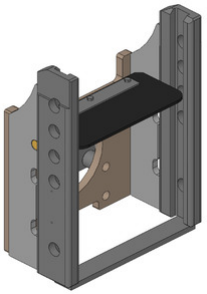

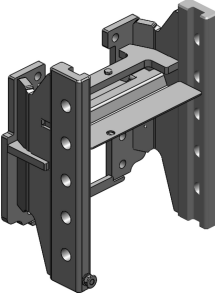

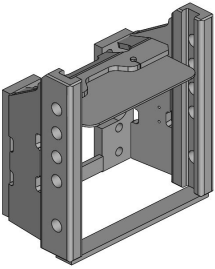

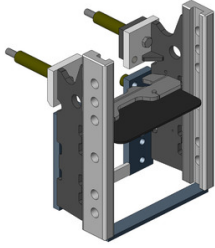

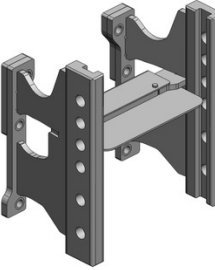

## Ladder Hitches

	<p><b>Art.Nr. 00.120.60.0-A02   Ladder Hitches   Standard</b>  Draw-Pin (Pitonfix)   Assembly Dimension Scharmüller S32 (330/25/32)</p> <p><b>Alternative color</b> </p> <p>00.120.60.0-A02 (Black)</p> <p><b>Technical Values*</b></p> <p><b>Locking:</b> Draw Pin (Pitonfix) Manual   <b>Max. Permissible D-Value (kN):</b> 84,1   <b>Max. Permissible Vertical Load (kg):</b> 3000</p> <p><b>Adapted for Tractor</b></p> <p><b>Deutz-Fahr:</b> <b>Agrotron 160-280:</b> 210, 215, 230, 235, 260, 265, 280; <b>Agrotron 175-260 (MK2/MK3):</b> 205, 230, 260; <b>Agrotron X:</b> 710, 720;  <b>Lamborghini:</b> <b>R8:</b> 215, 230, 265, 270; <b>Victory:</b> 230, 260; <b>Victory Plus:</b> 230, 260;  <b>Same:</b> <b>Diamond:</b> 215, 230, 260, 265, 270; <b>Diamond II:</b> 230, 260;  <b>Terrion:</b> <b>ATM 5000:</b> 5220, 5250, 5280;  <b>Valtra:</b> <b>S-Serie:</b> 230, 240, 260, 280;</p>
	<p><b>Art.Nr. 00.120.80.0-A02   Ladder Hitches   Standard</b>  K80® Ball Coupling System   Assembly Dimension Scharmüller S32 (330/25/32)</p> <p>• 4t Vertical Load possible with single Homologation</p> <p><b>Alternative color</b> </p> <p>00.120.80.0-A02 (Black)</p> <p><b>Technical Values*</b></p> <p><b>Locking:</b> K80® Manual   <b>Max. Permissible D-Value (kN):</b> 93,3   <b>Max. Permissible Vertical Load (kg):</b> 3500</p> <p><b>Adapted for Tractor</b></p> <p><b>Deutz-Fahr:</b> <b>Agrotron 160-280:</b> 210, 215, 230, 235, 260, 265, 280; <b>Agrotron 175-260 (MK2/MK3):</b> 205, 230, 260; <b>Agrotron X:</b> 710, 720;  <b>Lamborghini:</b> <b>R8:</b> 215, 230, 265, 270; <b>Victory:</b> 230, 260; <b>Victory Plus:</b> 230, 260;  <b>Same:</b> <b>Diamond:</b> 215, 230, 260, 265, 270; <b>Diamond II:</b> 230, 260;  <b>Terrion:</b> <b>ATM 5000:</b> 5220, 5250, 5280;  <b>Valtra:</b> <b>S-Serie:</b> 230, 240, 260, 280;</p>
	<p><b>Art.Nr. 00.126.70.0-A11   Ladder Hitches   Standard</b>  Draw-Pin (Pitonfix)   Assembly Dimension Scharmüller S32 (390/25/32)</p> <p><b>Alternative color</b> </p> <p>00.126.70.0-A11 (AGCO-Grey)</p> <p><b>Technical Values*</b></p> <p><b>Locking:</b> Draw Pin (Pitonfix) Manual   <b>Max. Permissible D-Value (kN):</b> 97,1   <b>Max. Permissible Vertical Load (kg):</b> 3000</p> <p><b>Adapted for Tractor</b></p> <p><b>Massey Ferguson:</b> <b>8700 Dyna-VT:</b> 8727, 8730, 8732, 8735, 8737, 8740; <b>8S Dyna-VT:</b> 8S.205, 8S.225, 8S.245, 8S.265, 8S.305;  <b>Valtra:</b> <b>S4-Serie:</b> 274, 294, 324, 354, 374, 394;</p>
	<p><b>Art.Nr. 00.126.80.0-A11   Ladder Hitches   Standard</b>  K80® Ball Coupling System   Assembly Dimension Scharmüller S32 (390/25/32)</p> <p><b>Alternative color</b> </p> <p>00.126.80.0-A11 (AGCO-Grey)</p> <p><b>Technical Values*</b></p> <p><b>Locking:</b> K80® Manual   <b>Max. Permissible D-Value (kN):</b> 97,1   <b>Max. Permissible Vertical Load (kg):</b> 4000</p> <p><b>Adapted for Tractor</b></p> <p><b>Massey Ferguson:</b> <b>8700 Dyna-VT:</b> 8727, 8730, 8732, 8735, 8737, 8740; <b>8S Dyna-VT:</b> 8S.205, 8S.225, 8S.245, 8S.265, 8S.305;  <b>Valtra:</b> <b>S4-Serie:</b> 274, 294, 324, 354, 374, 394;</p>
	<p><b>Art.Nr. 00.141.02.0-A11   Ladder Hitches   Standard</b>  Assembly Dimension Scharmüller S32 (330/25/32)</p> <p><b>Alternative color</b> </p> <p>00.141.02.0-A11 (AGCO-Grey)   00.141.02.0-A14 (Valmet-Blue)</p> <p><b>Technical Values*</b></p> <p><b>Max. Permissible D-Value (kN):</b> 46,5   <b>Max. Permissible Vertical Load (kg):</b> 1250</p> <p><b>Adapted for Tractor</b></p> <p><b>Massey Ferguson:</b> <b>4400:</b> 4435, 4445, 4455;  <b>Valtra:</b> <b>365-865:</b> 365, 465, 565, 665, 865; <b>600-900:</b> 600, 700, 800, 900; <b>A-Serie:</b> 65, 75, 85, 95; <b>A2-Serie:</b> 72, 82, 92; <b>A3-Serie:</b> 53, 63, 73, 83, 93;</p>

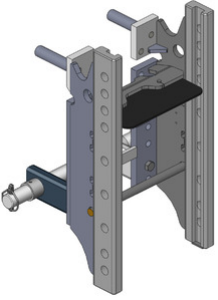

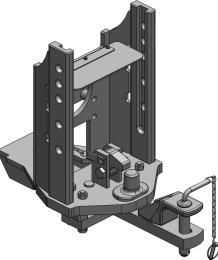

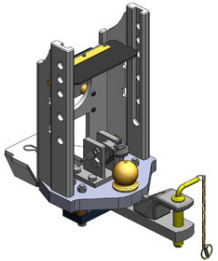

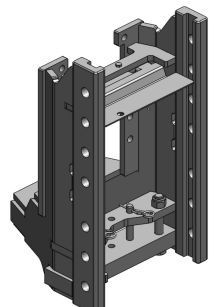

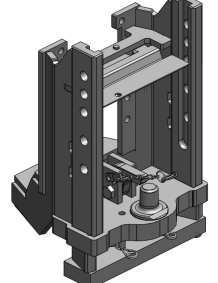

## Ladder Hitches

	<p><b>Art.Nr. 00.143.00.0-A11   Ladder Hitches   Standard</b>  Assembly Dimension Scharmüller S32 (330/25/32)</p> <p><b>Alternative color</b> </p> <p>00.143.00.0-A11 (AGCO-Grey)</p> <p><b>Technical Values*</b></p> <p><b>Max. Permissible D-Value (kN): 89,3   Max. Permissible Vertical Load (kg): 3000</b></p> <p><b>Adapted for Tractor</b></p> <p><b>Valtra:</b> <b>N4-Serie:</b> 104, 114E, 124, 134, 154E, 174; <b>T4-Serie :</b> 144, 154, 174, 174Eco, 194, 214, 234;</p>
	<p><b>Art.Nr. 00.144.00.0-A11   Ladder Hitches   Standard</b>  Assembly Dimension Scharmüller S32 (390/25/32)</p> <p><b>Alternative color</b> </p> <p>00.144.00.0-A11 (AGCO-Grey)</p> <p><b>Technical Values*</b></p> <p><b>Max. Permissible D-Value (kN): 89,3   Max. Permissible Vertical Load (kg): 3000</b></p> <p><b>Adapted for Tractor</b></p> <p><b>Valtra:</b> <b>N4-Serie:</b> 104, 114E, 124, 134, 154E, 174; <b>T4-Serie :</b> 144, 154, 174, 174Eco, 194, 214, 234;</p>
	<p><b>Art.Nr. 00.146.01.2-A11   Ladder Hitches   Standard</b>  Assembly Dimension Scharmüller S32 (330/25/32)</p> <p><b>Alternative color</b> </p> <p>00.146.01.2-A11 (AGCO-Grey)</p> <p><b>Technical Values*</b></p> <p><b>Max. Permissible D-Value (kN): 73,6   Max. Permissible Vertical Load (kg): 2000</b></p> <p><b>Adapted for Tractor</b></p> <p><b>Valtra:</b> <b>6000:</b> 6000, 6100, 6200, 6250Hi, 6300, 6350Hi, 6400, 6550Hi, 6600, 6650Hi, 6750Hi, 6800, 6850Hi, 6900; <b>8000:</b> 8000, 8050, 8100, 8150, 8200, 8300, 8350, 8400, 8450, 8550, 8600, 8750, 8800, 8850, 8950; <b>C-Serie:</b> 100, 110, 120, 130, 150, 90; <b>M-Serie:</b> 120, 130, 150; <b>N1/2-Serie:</b> 101, 111e, 121, 122, 134, 141, 142, 82, 91, 92; <b>N3-Serie:</b> 103, 103.4, 113, 123, 143, 163, 93; <b>T-Serie:</b> 120, 130, 140, 150, 160, 170, 180, 190; <b>T1-Serie:</b> 121, 131, 151e, 161, 171, 191; <b>T2-Serie:</b> 132, 152, 162e, 172, 182, 202; <b>T3-Serie:</b> 133, 153, 163e, 173, 183, 193, 203, 213; <b>XM-Serie:</b> 130, 150;</p>
	<p><b>Art.Nr. 00.146.61.0-A11   Ladder Hitches   Standard</b>  Draw-Pin (Pitonfix)   Assembly Dimension Scharmüller S32 (330/25/32)</p> <p><b>Alternative color</b> </p> <p>00.146.61.0-A11 (AGCO-Grey)</p> <p><b>Technical Values*</b></p> <p><b>Locking:</b> Draw Pin (Pitonfix) Manual   <b>Max. Permissible D-Value (kN): 69,2   Max. Permissible Vertical Load (kg): 3000</b></p> <p><b>Adapted for Tractor</b></p> <p><b>Terrion:</b> <b>ATM 3000:</b> 3140, 3160, 3180;  <b>Valtra:</b> <b>6000:</b> 6000, 6100, 6200, 6250Hi, 6300, 6350Hi, 6400, 6550Hi, 6600, 6650Hi, 6750Hi, 6800, 6850Hi, 6900; <b>8000:</b> 8000, 8050, 8100, 8150, 8200, 8300, 8350, 8400, 8450, 8550, 8600, 8750, 8800, 8850, 8950; <b>C-Serie:</b> 100, 110, 120, 130, 150, 90; <b>M-Serie:</b> 120, 130, 150; <b>N1/2-Serie:</b> 101, 111e, 121, 122, 134, 141, 142, 82, 91, 92; <b>N3-Serie:</b> 103, 103.4, 113, 123, 143, 163, 93; <b>T-Serie:</b> 120, 130, 140, 150, 160, 170, 180, 190; <b>T1-Serie:</b> 121, 131, 151e, 161, 171, 191; <b>T2-Serie:</b> 132, 152, 162e, 172, 182, 202; <b>T3-Serie:</b> 133, 153, 163e, 173, 183, 193, 203, 213; <b>XM-Serie:</b> 130, 150;</p>
	<p><b>Art.Nr. 00.146.81.0-A11   Ladder Hitches   Standard</b>  K80® Ball Coupling System   Assembly Dimension Scharmüller S32 (330/25/32)</p> <p><b>Alternative color</b> </p> <p>00.146.81.0-A11 (AGCO-Grey)</p> <p><b>Technical Values*</b></p> <p><b>Locking:</b> K80® Manual   <b>Max. Permissible D-Value (kN): 69,2   Max. Permissible Vertical Load (kg): 3000</b></p> <p><b>Adapted for Tractor</b></p> <p><b>Terrion:</b> <b>ATM 3000:</b> 3140, 3160, 3180;  <b>Valtra:</b> <b>6000:</b> 6000, 6100, 6200, 6250Hi, 6300, 6350Hi, 6400, 6550Hi, 6600, 6650Hi, 6750Hi, 6800, 6850Hi, 6900; <b>8000:</b> 8000, 8050, 8100, 8150, 8200, 8300, 8350, 8400, 8450, 8550, 8600, 8750, 8800, 8850, 8950; <b>C-Serie:</b> 100, 110, 120, 130, 150, 90; <b>M-Serie:</b> 120, 130, 150; <b>N1/2-Serie:</b> 101, 111e, 121, 122, 134, 141, 142, 82, 91, 92; <b>N3-Serie:</b> 103, 103.4, 113, 123, 143, 163, 93; <b>T-Serie:</b> 120, 130, 140, 150, 160, 170, 180, 190; <b>T1-Serie:</b> 121, 131, 151e, 161, 171, 191; <b>T2-Serie:</b> 132, 152, 162e, 172, 182, 202; <b>T3-Serie:</b> 133, 153, 163e, 173, 183, 193, 203, 213; <b>XM-Serie:</b> 130, 150;</p>

## Ladder Hitches

	<p><b>Art.Nr. 00.141.12.0-A11   Ladder Hitches   Short</b>  Assembly Dimension Scharmüller S32 (295/25/32)</p> <p><b>Alternative color</b> </p> <p>00.141.12.0-A11 (AGCO-Grey)</p> <p><b>Technical Values*</b></p> <p><b>Max. Permissible D-Value (kN): 46,5   Max. Permissible Vertical Load (kg): 1250</b></p> <p><b>Adapted for Tractor</b></p> <p><b>Massey Ferguson:</b> 4400: 4435, 4445, 4455;  <b>Valtra:</b> 365-865: 365, 465, 565, 665, 865; 600-900: 600, 700, 800, 900; <b>A-Serie:</b> 65, 75, 85, 95; <b>A2-Serie:</b> 72, 82, 92; <b>A3-Serie:</b> 53, 63, 73, 83, 93;</p>
	<p><b>Art.Nr. 00.143.10.1-A11   Ladder Hitches   Short</b>  Assembly Dimension Scharmüller S32 (330/25/32)</p> <p><b>Alternative color</b> </p> <p>00.143.10.1-A11 (AGCO-Grey)</p> <p><b>Technical Values*</b></p> <p><b>Max. Permissible D-Value (kN): 89,3   Max. Permissible Vertical Load (kg): 2000</b></p> <p><b>Adapted for Tractor</b></p> <p><b>Valtra:</b> <b>N4-Serie:</b> 104, 114E, 124, 134, 154E, 174; <b>T4-Serie :</b> 144, 154, 174, 174Eco, 194, 214, 234;</p>
	<p><b>Art.Nr. 00.146.12.0-A11   Ladder Hitches   Short</b>  Assembly Dimension Scharmüller S32 (330/25/32)</p> <p><b>Alternative color</b> </p> <p>00.146.12.0-A11 (AGCO-Grey)</p> <p><b>Technical Values*</b></p> <p><b>Max. Permissible D-Value (kN): 73,6   Max. Permissible Vertical Load (kg): 2000</b></p> <p><b>Adapted for Tractor</b></p> <p><b>Terrion:</b> <b>ATM 3000:</b> 3140, 3160, 3180;  <b>Valtra:</b> <b>6000:</b> 6000, 6100, 6200, 6250Hi, 6300, 6350Hi, 6400, 6550Hi, 6600, 6650Hi, 6750Hi, 6800, 6850Hi, 6900;  <b>8000:</b> 8000, 8050, 8100, 8150, 8200, 8300, 8350, 8400, 8450, 8550, 8600, 8750, 8800, 8850, 8950;  <b>C-Serie:</b> 100, 110, 120, 130, 150, 90; <b>M-Serie:</b> 120, 130, 150; <b>N1/2-Serie:</b> 101, 111e, 121, 122, 134, 141, 142, 82, 91, 92; <b>N3-Serie:</b> 103, 103.4, 113, 123, 143, 163, 93; <b>T-Serie:</b> 120, 130, 140, 150, 160, 170, 180, 190; <b>T1-Serie:</b> 121, 131, 151e, 161, 171, 191; <b>T2-Serie:</b> 132, 152, 162e, 172, 182, 202; <b>T3-Serie:</b> 133, 153, 163e, 173, 183, 193, 203, 213; <b>XM-Serie:</b> 130, 150;</p>
	<p><b>Art.Nr. 00.146.15.0-A11   Ladder Hitches   Short</b>  Assembly Dimension Scharmüller S32 (330/25/32)</p> <p><b>Alternative color</b> </p> <p>00.146.15.0-A11 (AGCO-Grey)</p> <p><b>Technical Values*</b></p> <p><b>Max. Permissible D-Value (kN): 73,6   Max. Permissible Vertical Load (kg): 2000</b></p> <p><b>Adapted for Tractor</b></p> <p><b>Valtra:</b> <b>6000:</b> 6000, 6100, 6200, 6250Hi, 6300, 6350Hi, 6400, 6550Hi, 6600, 6650Hi, 6750Hi, 6800, 6850Hi, 6900;  <b>8000:</b> 8000, 8050, 8100, 8150, 8200, 8300, 8350, 8400, 8450, 8550, 8600, 8750, 8800, 8850, 8950;  <b>C-Serie:</b> 100, 110, 120, 130, 150, 90; <b>M-Serie:</b> 120, 130, 150; <b>N1/2-Serie:</b> 101, 111e, 121, 122, 134, 141, 142, 82, 91, 92; <b>N3-Serie:</b> 103, 103.4, 113, 123, 143, 163, 93; <b>T-Serie:</b> 120, 130, 140, 150, 160, 170, 180, 190; <b>T1-Serie:</b> 121, 131, 151e, 161, 171, 191; <b>T2-Serie:</b> 132, 152, 162e, 172, 182, 202; <b>T3-Serie:</b> 133, 153, 163e, 173, 183, 193, 203, 213; <b>XM-Serie:</b> 130, 150;</p>
	<p><b>Art.Nr. 00.224.10.0-A11   Ladder Hitches   Short</b>  Assembly Dimension Cramer (335/22/30)</p> <p><b>Alternative color</b> </p> <p>00.224.10.0-A11 (AGCO-Grey)</p> <p><b>Technical Values*</b></p> <p><b>Max. Permissible D-Value (kN): 65,7   Max. Permissible Vertical Load (kg): 2000</b></p> <p><b>Adapted for Tractor</b></p> <p><b>Claas:</b> <b>Arion 400 (A32/A43):</b> 410, 420, 430, 440, 450, 460; <b>Arion 400 (A72/A73):</b> 410, 420, 430, 440, 450, 460;  <b>Massey Ferguson:</b> <b>5400:</b> 5410, 5420, 5430, 5440, 5450; <b>5600 Dyna-4:</b> 5608, 5609, 5610, 5611, 5612, 5613; <b>5600 Dyna-6:</b> 5608, 5609, 5610, 5611, 5612, 5613; <b>5700(SL) Dyna-4/6:</b> 5710, 5711, 5712, 5713;  <b>Valtra:</b> <b>A4-Serie:</b> 104, 114, 124, 134, 74, 84, 94; <b>G-Serie:</b> 105, 115, 125, 135;</p>

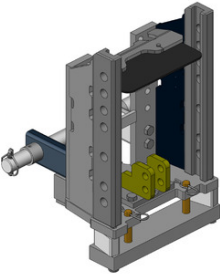

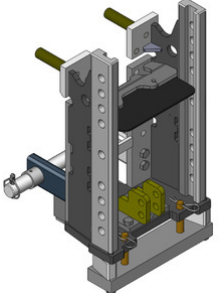

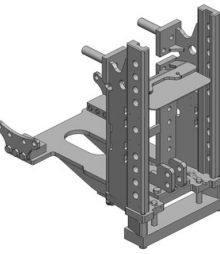

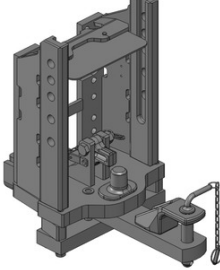


## Ladder Hitches

	<p><b>Art.Nr. 00.146.21.2-A11   Ladder Hitches   Long</b>  Assembly Dimension Scharmüller S32 (330/25/32)</p> <p><b>Alternative color</b> </p> <p>00.146.21.2-A11 (AGCO-Grey)</p> <p><b>Technical Values*</b></p> <p><b>Max. Permissible D-Value (kN): 73,6   Max. Permissible Vertical Load (kg): 2000</b></p> <p><b>Adapted for Tractor</b></p> <p><b>Valtra:</b> <b>6000:</b> 6000, 6100, 6200, 6250Hi, 6300, 6350Hi, 6400, 6550Hi, 6600, 6650Hi, 6750Hi, 6800, 6850Hi, 6900; <b>8000:</b> 8000, 8050, 8100, 8150, 8200, 8300, 8350, 8400, 8450, 8550, 8600, 8750, 8800, 8850, 8950; <b>C-Serie:</b> 100, 110, 120, 130, 150, 90; <b>M-Serie:</b> 120, 130, 150; <b>N1/2-Serie:</b> 101, 111e, 121, 122, 134, 141, 142, 82, 91, 92; <b>N3-Serie:</b> 103, 103.4, 113, 123, 143, 163, 93; <b>T-Serie:</b> 120, 130, 140, 150, 160, 170, 180, 190; <b>T1-Serie:</b> 121, 131, 151e, 161, 171, 191; <b>T2-Serie:</b> 132, 152, 162e, 172, 182, 202; <b>T3-Serie:</b> 133, 153, 163e, 173, 183, 193, 203, 213; <b>XM-Serie:</b> 130, 150;</p>
	<p><b>Art.Nr. 00.141.72.0-A11   Ladder Hitches   Prepared for Drawbar</b>  Draw-Pin (Pitonfix)   Assembly Dimension Scharmüller S32 (330/25/32)</p> <p>• incl. Drawbar</p> <p><b>Alternative color</b> </p> <p>00.141.72.0-A11 (AGCO-Grey)   00.141.72.0-A14 (Valmet-Blue)</p> <p><b>Technical Values*</b></p> <p><b>Locking:</b> Draw Pin (Pitonfix) Manual   <b>Max. Permissible D-Value (kN): 41,3   Max. Permissible Vertical Load (kg): 2000</b></p> <p><b>Adapted for Tractor</b></p> <p><b>Massey Ferguson:</b> 4400: 4435, 4445, 4455;  <b>Valtra:</b> <b>365-865:</b> 365, 465, 565, 665, 865; <b>600-900:</b> 600, 700, 800, 900; <b>A-Serie:</b> 65, 75, 85, 95; <b>A2-Serie:</b> 72, 82, 92; <b>A3-Serie:</b> 53, 63, 73, 83, 93;</p>
	<p><b>Art.Nr. 00.141.82.0-A11   Ladder Hitches   Prepared for Drawbar</b>  K80® Ball Coupling System   Assembly Dimension Scharmüller S32 (330/25/32)</p> <p>• incl. Drawbar</p> <p><b>Alternative color</b> </p> <p>00.141.82.0-A11 (AGCO-Grey)</p> <p><b>Technical Values*</b></p> <p><b>Locking:</b> K80® Manual   <b>Max. Permissible D-Value (kN): 41,3   Max. Permissible Vertical Load (kg): 2000</b></p> <p><b>Adapted for Tractor</b></p> <p><b>Massey Ferguson:</b> 4400: 4435, 4445, 4455;  <b>Valtra:</b> <b>365-865:</b> 365, 465, 565, 665, 865; <b>600-900:</b> 600, 700, 800, 900; <b>A-Serie:</b> 65, 75, 85, 95; <b>A2-Serie:</b> 72, 82, 92; <b>A3-Serie:</b> 53, 63, 73, 83, 93;</p>
	<p><b>Art.Nr. 00.143.50.0-A11   Ladder Hitches   Prepared for Drawbar</b>  Assembly Dimension Scharmüller S32 (330/25/32)</p> <p><b>Alternative color</b> </p> <p>00.143.50.0-A11 (AGCO-Grey)</p> <p><b>Technical Values*</b></p> <p><b>Max. Permissible D-Value (kN): 89,3   Max. Permissible Vertical Load (kg): 3000</b></p> <p><b>Adapted for Tractor</b></p> <p><b>Valtra:</b> <b>N4-Serie:</b> 104, 114E, 124, 134, 154E, 174; <b>T4-Serie :</b> 144, 154, 174, 174Eco, 194, 214, 234;</p>
	<p><b>Art.Nr. 00.143.70.2-A11   Ladder Hitches   Prepared for Drawbar</b>  Draw-Pin (Pitonfix)   Assembly Dimension Scharmüller S32 (330/25/32)</p> <p><b>Alternative color</b> </p> <p>00.143.70.2-A11 (AGCO-Grey)</p> <p><b>Technical Values*</b></p> <p><b>Locking:</b> Draw Pin (Pitonfix) Manual   <b>Max. Permissible D-Value (kN): 89,3   Max. Permissible Vertical Load (kg): 3000</b></p> <p><b>Adapted for Tractor</b></p> <p><b>Valtra:</b> <b>N4-Serie:</b> 104, 114E, 124, 134, 154E, 174; <b>T4-Serie :</b> 144, 154, 174, 174Eco, 194, 214, 234;</p>

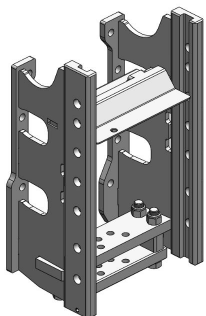
## Ladder Hitches

	<p><b>Art.Nr. 00.143.81.2-A11   Ladder Hitches   Prepared for Drawbar</b>  K80® Ball Coupling System   Assembly Dimension Scharmüller S32 (330/25/32)</p> <p><b>Alternative color</b> </p> <p>00.143.81.2-A11 (AGCO-Grey)</p> <p><b>Technical Values*</b></p> <p><b>Locking:</b> K80® Manual   <b>Max. Permissible D-Value (kN):</b> 89,3   <b>Max. Permissible Vertical Load (kg):</b> 4000</p> <p><b>Adapted for Tractor</b></p> <p><b>Valtra:</b> <b>N4-Serie:</b> 104, 114E, 124, 134, 154E, 174; <b>T4-Serie :</b> 144, 154, 174, 174Eco, 194, 214, 234;</p>
	<p><b>Art.Nr. 00.144.50.1-A11   Ladder Hitches   Prepared for Drawbar</b>  Assembly Dimension Scharmüller S32 (390/25/32)</p> <p><b>Alternative color</b> </p> <p>00.144.50.1-A11 (AGCO-Grey)</p> <p><b>Technical Values*</b></p> <p><b>Max. Permissible D-Value (kN):</b> 89,3   <b>Max. Permissible Vertical Load (kg):</b> 3000</p> <p><b>Adapted for Tractor</b></p> <p><b>Valtra:</b> <b>N4-Serie:</b> 104, 114E, 124, 134, 154E, 174; <b>T4-Serie :</b> 144, 154, 174, 174Eco, 194, 214, 234;</p>
	<p><b>Art.Nr. 00.144.51.0-A11   Ladder Hitches   Prepared for Drawbar</b>  Assembly Dimension Scharmüller S32 (390/25/32)</p> <ul style="list-style-type: none"> <li>• 4t Vertical Load possible with single Homologation</li> </ul> <p><b>Alternative color</b> </p> <p>00.144.51.0-A11 (AGCO-Grey)</p> <p><b>Technical Values*</b></p> <p><b>Max. Permissible D-Value (kN):</b> 89,3   <b>Max. Permissible Vertical Load (kg):</b> 4000</p> <p><b>Adapted for Tractor</b></p> <p><b>Valtra:</b> <b>N4-Serie:</b> 104, 114E, 124, 134, 154E, 174; <b>T4-Serie :</b> 144, 154, 174, 174Eco, 194, 214, 234;</p>
	<p><b>Art.Nr. 00.144.70.2-A11   Ladder Hitches   Prepared for Drawbar</b>  Draw-Pin (Pitonfix)   Assembly Dimension Scharmüller S32 (390/25/32)</p> <p><b>Alternative color</b> </p> <p>00.144.70.2-A11 (AGCO-Grey)</p> <p><b>Technical Values*</b></p> <p><b>Locking:</b> Draw Pin (Pitonfix) Manual   <b>Max. Permissible D-Value (kN):</b> 89,3   <b>Max. Permissible Vertical Load (kg):</b> 3000</p> <p><b>Adapted for Tractor</b></p> <p><b>Valtra:</b> <b>N4-Serie:</b> 104, 114E, 124, 134, 154E, 174; <b>T4-Serie :</b> 144, 154, 174, 174Eco, 194, 214, 234;</p>
	<p><b>Art.Nr. 00.144.81.2-A11   Ladder Hitches   Prepared for Drawbar</b>  K80® Ball Coupling System   Assembly Dimension Scharmüller S32 (390/25/32)</p> <p><b>Alternative color</b> </p> <p>00.144.81.2-A11 (AGCO-Grey)</p> <p><b>Technical Values*</b></p> <p><b>Locking:</b> K80® Manual   <b>Max. Permissible D-Value (kN):</b> 89,3   <b>Max. Permissible Vertical Load (kg):</b> 4000</p> <p><b>Adapted for Tractor</b></p> <p><b>Valtra:</b> <b>N4-Serie:</b> 104, 114E, 124, 134, 154E, 174; <b>T4-Serie :</b> 144, 154, 174, 174Eco, 194, 214, 234;</p>

## Ladder Hitches

	<p><b>Art.Nr. 00.146.51.1-A11   Ladder Hitches   Prepared for Drawbar</b>  Assembly Dimension Scharmüller S32 (330/25/32)</p> <p><b>Alternative color</b> </p> <p>00.146.51.1-A11 (AGCO-Grey)</p> <p><b>Technical Values*</b></p> <p><b>Max. Permissible D-Value (kN): 73,6   Max. Permissible Vertical Load (kg): 2000</b></p> <p><b>Adapted for Tractor</b></p> <p><b>Valtra:</b> <b>6000:</b> 6000, 6100, 6200, 6250Hi, 6300, 6350Hi, 6400, 6550Hi, 6600, 6650Hi, 6750Hi, 6800, 6850Hi, 6900; <b>8000:</b> 8000, 8050, 8100, 8150, 8200, 8300, 8350, 8400, 8450, 8550, 8600, 8750, 8800, 8850, 8950; <b>C-Serie:</b> 100, 110, 120, 130, 150, 90; <b>M-Serie:</b> 120, 130, 150; <b>N1/2-Serie:</b> 101, 111e, 121, 122, 134, 141, 142, 82, 91, 92; <b>N3-Serie:</b> 103, 103.4, 113, 123, 143, 163, 93; <b>T-Serie:</b> 120, 130, 140, 150, 160, 170, 180, 190; <b>T1-Serie:</b> 121, 131, 151e, 161, 171, 191; <b>T2-Serie:</b> 132, 152, 162e, 172, 182, 202; <b>T3-Serie:</b> 133, 153, 163e, 173, 183, 193, 203, 213; <b>XM-Serie:</b> 130, 150;</p>
	<p><b>Art.Nr. 00.146.55.0-A11   Ladder Hitches   Prepared for Drawbar</b>  Assembly Dimension Scharmüller S32 (330/25/32)</p> <p><b>Alternative color</b> </p> <p>00.146.55.0-A11 (AGCO-Grey)</p> <p><b>Technical Values*</b></p> <p><b>Max. Permissible D-Value (kN): 73,6   Max. Permissible Vertical Load (kg): 2000</b></p> <p><b>Adapted for Tractor</b></p> <p><b>Valtra:</b> <b>6000:</b> 6000, 6100, 6200, 6250Hi, 6300, 6350Hi, 6400, 6550Hi, 6600, 6650Hi, 6750Hi, 6800, 6850Hi, 6900; <b>8000:</b> 8000, 8050, 8100, 8150, 8200, 8300, 8350, 8400, 8450, 8550, 8600, 8750, 8800, 8850, 8950; <b>C-Serie:</b> 100, 110, 120, 130, 150, 90; <b>M-Serie:</b> 120, 130, 150; <b>N1/2-Serie:</b> 101, 111e, 121, 122, 134, 141, 142, 82, 91, 92; <b>N3-Serie:</b> 103, 103.4, 113, 123, 143, 163, 93; <b>T-Serie:</b> 120, 130, 140, 150, 160, 170, 180, 190; <b>T1-Serie:</b> 121, 131, 151e, 161, 171, 191; <b>T2-Serie:</b> 132, 152, 162e, 172, 182, 202; <b>T3-Serie:</b> 133, 153, 163e, 173, 183, 193, 203, 213; <b>XM-Serie:</b> 130, 150;</p>
	<p><b>Art.Nr. 00.146.56.0-A11   Ladder Hitches   Prepared for Drawbar</b>  Assembly Dimension Scharmüller S32 (330/25/32)</p> <p>• *4t vertical load with K80® drawbar possible</p> <p><b>Alternative color</b> </p> <p>00.146.56.0-A11 (AGCO-Grey)</p> <p><b>Technical Values*</b></p> <p><b>Max. Permissible D-Value (kN): 88   Max. Permissible Vertical Load (kg): 4000*</b></p> <p><b>Adapted for Tractor</b></p> <p><b>Valtra:</b> <b>C-Serie:</b> 100, 110, 120, 130, 150, 90; <b>M-Serie:</b> 120, 130, 150; <b>N1/2-Serie:</b> 101, 111e, 121, 122, 134, 141, 142, 82, 91, 92; <b>N3-Serie:</b> 103, 103.4, 113, 123, 143, 163, 93; <b>T-Serie:</b> 120, 130, 140, 150, 160, 170, 180, 190; <b>T1-Serie:</b> 121, 131, 151e, 161, 171, 191; <b>T2-Serie:</b> 132, 152, 162e, 172, 182, 202; <b>T3-Serie:</b> 133, 153, 163e, 173, 183, 193, 203, 213; <b>XM-Serie:</b> 130, 150;</p>
	<p><b>Art.Nr. 00.146.72.0-A11   Ladder Hitches   Prepared for Drawbar</b>  Draw-Pin (Pitonfix)   Assembly Dimension Scharmüller S32 (330/25/32)</p> <p>• incl. Drawbar</p> <p><b>Alternative color</b> </p> <p>00.146.72.0-A11 (AGCO-Grey)</p> <p><b>Technical Values*</b></p> <p><b>Locking: Draw Pin (Pitonfix) Manual   Max. Permissible D-Value (kN): 69,2   Max. Permissible Vertical Load (kg): 3000</b></p> <p><b>Adapted for Tractor</b></p> <p><b>Terrion:</b> <b>ATM 3000:</b> 3140, 3160, 3180;  <b>Valtra:</b> <b>6000:</b> 6000, 6100, 6200, 6250Hi, 6300, 6350Hi, 6400, 6550Hi, 6600, 6650Hi, 6750Hi, 6800, 6850Hi, 6900; <b>8000:</b> 8000, 8050, 8100, 8150, 8200, 8300, 8350, 8400, 8450, 8550, 8600, 8750, 8800, 8850, 8950; <b>C-Serie:</b> 100, 110, 120, 130, 150, 90; <b>M-Serie:</b> 120, 130, 150; <b>N1/2-Serie:</b> 101, 111e, 121, 122, 134, 141, 142, 82, 91, 92; <b>N3-Serie:</b> 103, 103.4, 113, 123, 143, 163, 93; <b>T-Serie:</b> 120, 130, 140, 150, 160, 170, 180, 190; <b>T1-Serie:</b> 121, 131, 151e, 161, 171, 191; <b>T2-Serie:</b> 132, 152, 162e, 172, 182, 202; <b>T3-Serie:</b> 133, 153, 163e, 173, 183, 193, 203, 213; <b>XM-Serie:</b> 130, 150;</p>
	<p><b>Art.Nr. 00.146.92.1-A11   Ladder Hitches   Prepared for Drawbar</b>  K80® Ball Coupling System   Assembly Dimension Scharmüller S32 (330/25/32)</p> <p>• incl. Drawbar</p> <p><b>Alternative color</b> </p> <p>00.146.92.1-A11 (AGCO-Grey)</p> <p><b>Technical Values*</b></p> <p><b>Locking: K80® Manual   Max. Permissible D-Value (kN): 69,2   Max. Permissible Vertical Load (kg): 3000</b></p> <p><b>Adapted for Tractor</b></p> <p><b>Terrion:</b> <b>ATM 3000:</b> 3140, 3160, 3180;  <b>Valtra:</b> <b>6000:</b> 6000, 6100, 6200, 6250Hi, 6300, 6350Hi, 6400, 6550Hi, 6600, 6650Hi, 6750Hi, 6800, 6850Hi, 6900; <b>8000:</b> 8000, 8050, 8100, 8150, 8200, 8300, 8350, 8400, 8450, 8550, 8600, 8750, 8800, 8850, 8950; <b>C-Serie:</b> 100, 110, 120, 130, 150, 90; <b>M-Serie:</b> 120, 130, 150; <b>N1/2-Serie:</b> 101, 111e, 121, 122, 134, 141, 142, 82, 91, 92; <b>N3-Serie:</b> 103, 103.4, 113, 123, 143, 163, 93; <b>T-Serie:</b> 120, 130, 140, 150, 160, 170, 180, 190; <b>T1-Serie:</b> 121, 131, 151e, 161, 171, 191; <b>T2-Serie:</b> 132, 152, 162e, 172, 182, 202; <b>T3-Serie:</b> 133, 153, 163e, 173, 183, 193, 203, 213; <b>XM-Serie:</b> 130, 150;</p>

## Ladder Hitches



**Art.Nr. 00.224.02.1-A11 | Ladder Hitches | Prepared for Drawbar**

Assembly Dimension Cramer (335/22/30)

**Alternative color**

00.224.02.1-A11 (AGCO-Grey)

**Technical Values\***

**Max. Permissible D-Value (kN): 71,9 | Max. Permissible Vertical Load (kg): 2000**

**Adapted for Tractor**

**Claas:** **Arion 400 (A32/A43):** 410, 420, 430, 440, 450, 460; **Arion 400 (A72/A73):** 410, 420, 430, 440, 450, 460;  
**Massey Ferguson:** **5400:** 5410, 5420, 5430, 5440, 5450; **5600 Dyna-4:** 5608, 5609, 5610, 5611, 5612, 5613; **5600 Dyna-6:**  
5608, 5609, 5610, 5611, 5612, 5613; **5700(SL) Dyna-4/6:** 5710, 5711, 5712, 5713;

**Valtra:** **A4-Serie:** 104, 114, 124, 134, 74, 84, 94; **G-Serie:** 105, 115, 125, 135;